



oceanarium
THE BOURNEMOUTH AQUARIUM



Social Story

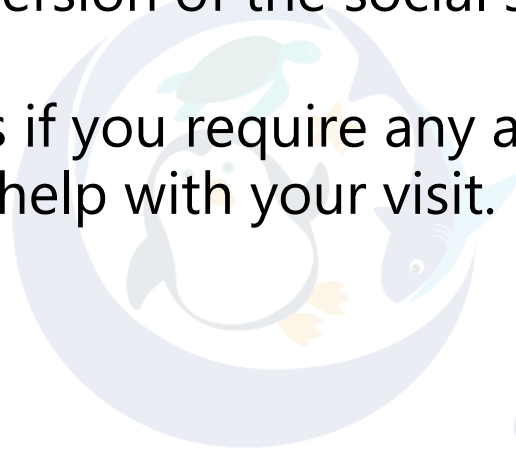
oceanarium
THE BOURNEMOUTH AQUARIUM

Teacher's note

Social Story to support your visit

Please add details of your own school / replace the images that you need to help you with your own version of the social story.

Please ask us if you require any assistance to help with your visit.



oceanarium
THE BOURNEMOUTH AQUARIUM

Oceanarium Map

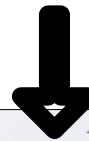


I am going on a trip to Bournemouth Oceanarium.



It will be so much fun!

I will travel to Bournemouth Oceanarium by bus.



MY
SCHOOL



I will travel back to school on the bus when we are finished at Bournemouth

We will arrive at Bournemouth Oceanarium at _____am


When we arrive, I will go through the doors with my class and my teacher will get our tickets from the desk.



If I need to go to the toilet, they are near the ticket desk.



I can then look at the first tank before I go upstairs with my teacher.



There will be lots for me to see.



I will see lots of tanks with different animals.

Maybe I will see the turtles.



I can walk through Otter Oasis and I can spot the otters playing and maybe getting their food.



I might have my lunch or a snack here near the penguins.



I will then go through the shark walk, where I can see the fish closely.



The shark walk looks like this.



I might eat my snack or my lunch here.



I might even see the penguins swimming through the underwater viewing window.



oceanarium
THE BOURNEMOUTH AQUARIUM

This area is called the abyss.

It is for fish that live in very deep water.



It is dark in here because bright light can hurt some fishes' eyes.

It is OK if I don't like being in this area.

I can walk through with my teacher.



I can walk through the global meltdown area next.



I will see more fish in the tanks and there are some video screens. I can watch and learn about climate change.



The last area I will visit is called Key West.

I will be able to see rays and other fish.

There are pretend trees on the wall too, this is called a mangrove.



I will then be back at the entrance and ready to get my bus back to school with my teacher.



Some additional images to help you if you wish to create your own social story



Education session area



Penguin walkway and aviary



Cafe / Lunch area near penguins



Lift / Toilets



1st floor Amazon tanks



Ground floor - Shark Wreck window



Lift 1st floor



Abyss steps and viewing area





Cafe ground floor

Tranquil Oceans


The following pages are for you to create your own colourful creatures.

Choose an image you wish to focus on, imagine you are swimming in the water, and you spot your fish in front of you. What colours should it be? Take some time to focus only on your colouring.






oceanarium
THE BOUQUIN AQUARIUM




oceanarium
THE BOURNEMOUTH AQUARIUM






oceanarium
THE BOURNEMOUTH AQUARIUM



Oceanarium
THE BIRTH AQUARIUM



OCCASIONAL
THE BOARD OF THE AQUARIUM



Oceanarium
THE BOYER CENTER FOR THE AQUARIUM



Resource created for



oceanarium

THE BOURNEMOUTH AQUARIUM

by

